

Scaled data based on original data using
LM-79-08 Approved Method: Electrical and Photometric Measurements of Solid-
State Lighting Products

Test Report Prepared for
Cooper Lighting Solutions
(formerly Eaton)

Brand: INVUE

Report Number: P671300

Luminaire Tested: **CCP-SA-2E-830-U-SL2**

Issue Date: 04/16/2023



Test Information

Test Method: LM-79-08
Report Number: P671300
Test Lab: INNOVATION CENTER(G1)
Issue Date: 04/16/2023
Manufacturer: COOPER LIGHTING SOLUTIONS (FORMERLY EATON)
Product Line: INVUE
Catalog Number: CCP-SA-2E-830-U-SL2
Description: INVUE CLEAR CURVE POLE MOUNT LIGHT SQUARE LUMINAIRE @1050mA w/ SL2 distribution lens
Light Source: (32) 3000K CCT, 80 CRI LEDS
Ballast/Driver: ELECTRONIC DRIVER

Summary

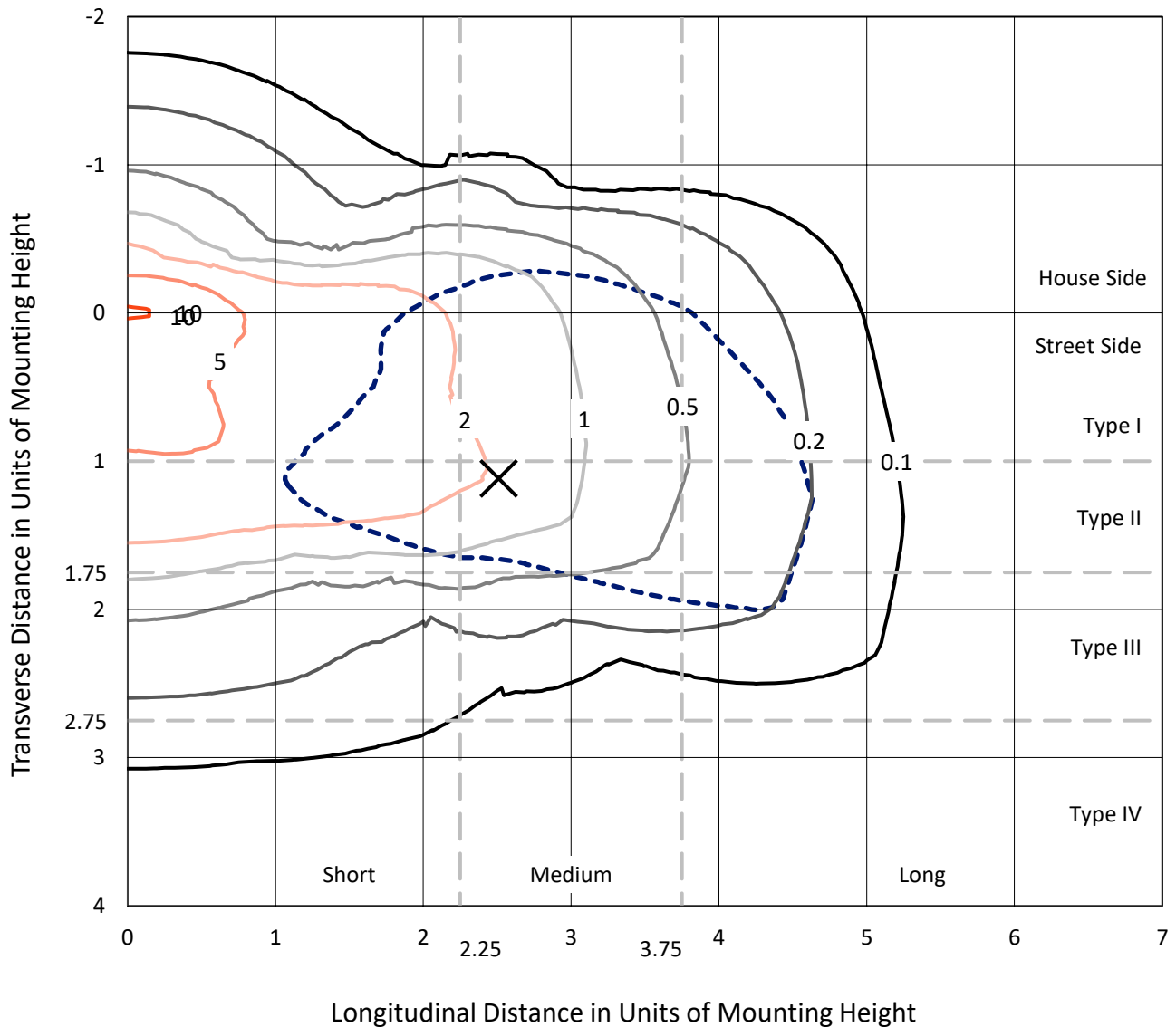
Lumens per Lamp: N/A
Luminaire Lumens: 10752.6 lumens
Efficiency: N/A
Efficacy: 100.9 lumens/watt
Luminous Opening: Rectangular (W 1' x L: 1' x H: 0')
IES Classification: Type III - Medium
BUG Rating: B2 - U0 - G3

Input Watts (W): 106.6
Input Voltage (V): 120
Input Current (Ain): NR
Voltage Rise (V): NR
Power Factor: NR
Total Harmonic Distortion (THDi): NR
Frequency (hertz): 60
Stabilization Time: NR
Operation Time: NR
Ambient Temperature (°C): NR
Test Distance: 25 FT

REPORT NUMBER: P671300
 CATALOG NUMBER: CCP-SA-2E-830-U-SL2

Iso-Footcandle Lines of Horizontal Illumination

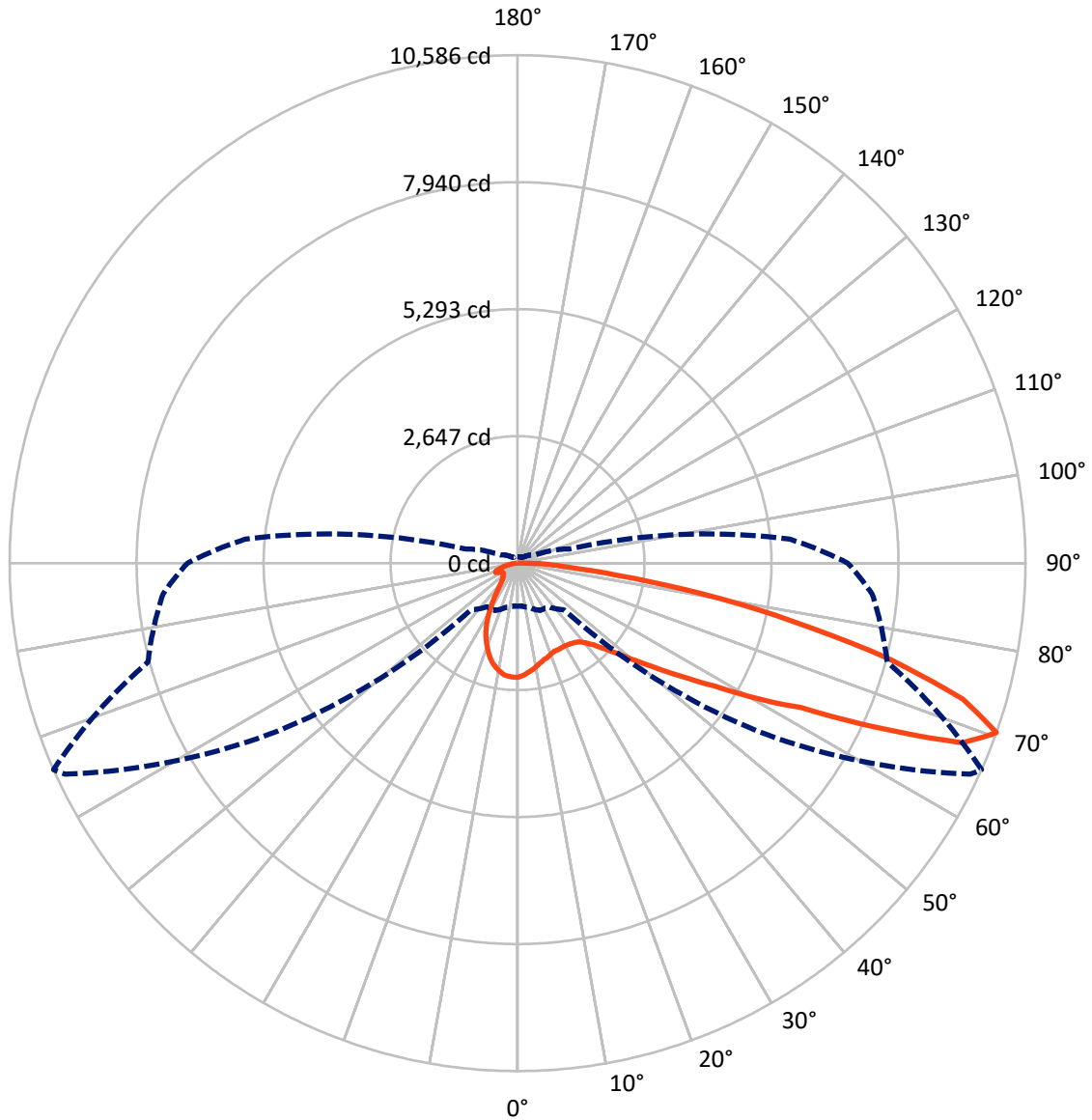
× Max cd
 - - - 1/2 Max cd



Based on 15 foot mounting height. Maximum calculated value = 10.6 fc
 Type III - Medium - N/A

REPORT NUMBER: P671300
CATALOG NUMBER: CCP-SA-2E-830-U-SL2

Luminous Intensity Polar Plot



— Vertical Plane Through 66-Deg Lateral - - - Horizontal Cone Through 70-Deg Vertical

REPORT NUMBER: P671300
 CATALOG NUMBER: CCP-SA-2E-830-U-SL2

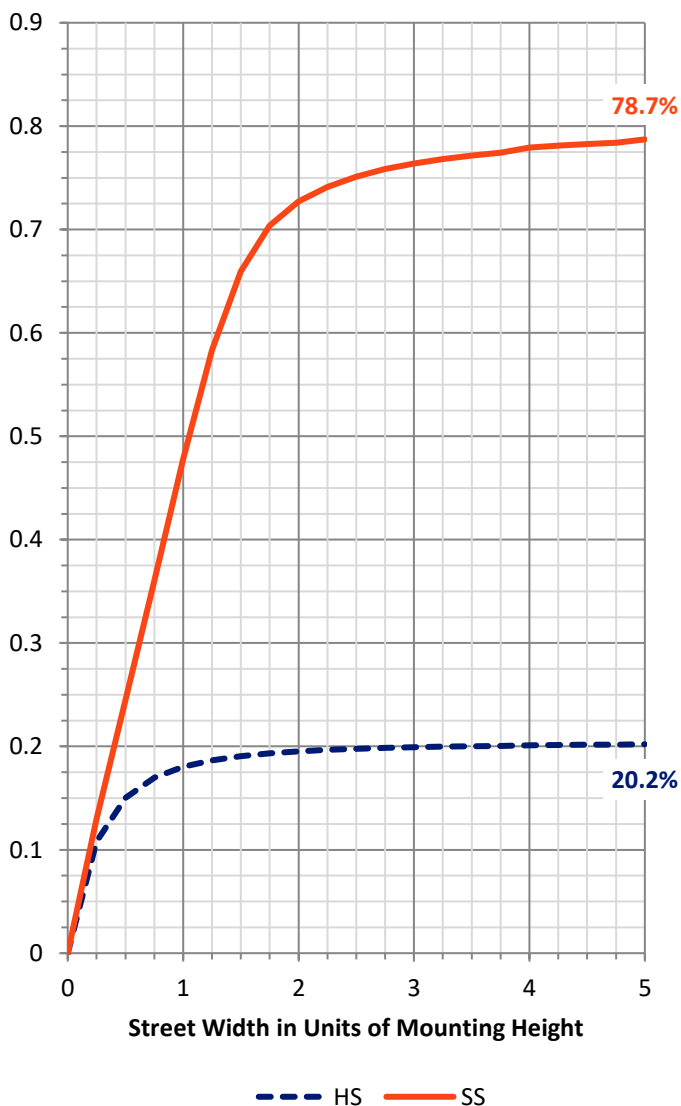
FLUX DISTRIBUTION:

		Downward	Upward	Total
House Side	Lumens	2200.9	0.0	2200.9
	% Fixture	20.5	0.0	20.5
Street Side	Lumens	8551.7	0.0	8551.7
	% Fixture	79.5	0.0	79.5
Total	Lumens	10752.6	0.0	10752.6
	% Fixture	100.0	0.0	100.0

Coefficient of Utilization

ZONAL LUMENS:

Zone	Lumens	% Fixture
0°-10°	210.0	2.0
10°-20°	517.1	4.8
20°-30°	710.2	6.6
30°-40°	952.1	8.9
40°-50°	1381.5	12.8
50°-60°	2099.9	19.5
60°-70°	2593.5	24.1
70°-80°	1928.6	17.9
80°-90°	359.7	3.3
90°-100°	0.0	0.0
100°-110°	0.0	0.0
110°-120°	0.0	0.0
120°-130°	0.0	0.0
130°-140°	0.0	0.0
140°-150°	0.0	0.0
150°-160°	0.0	0.0
160°-170°	0.0	0.0
170°-180°	0.0	0.0
0°-90°	10752.6	100.0
0°-180°	10752.6	100.0



REPORT NUMBER: P671300

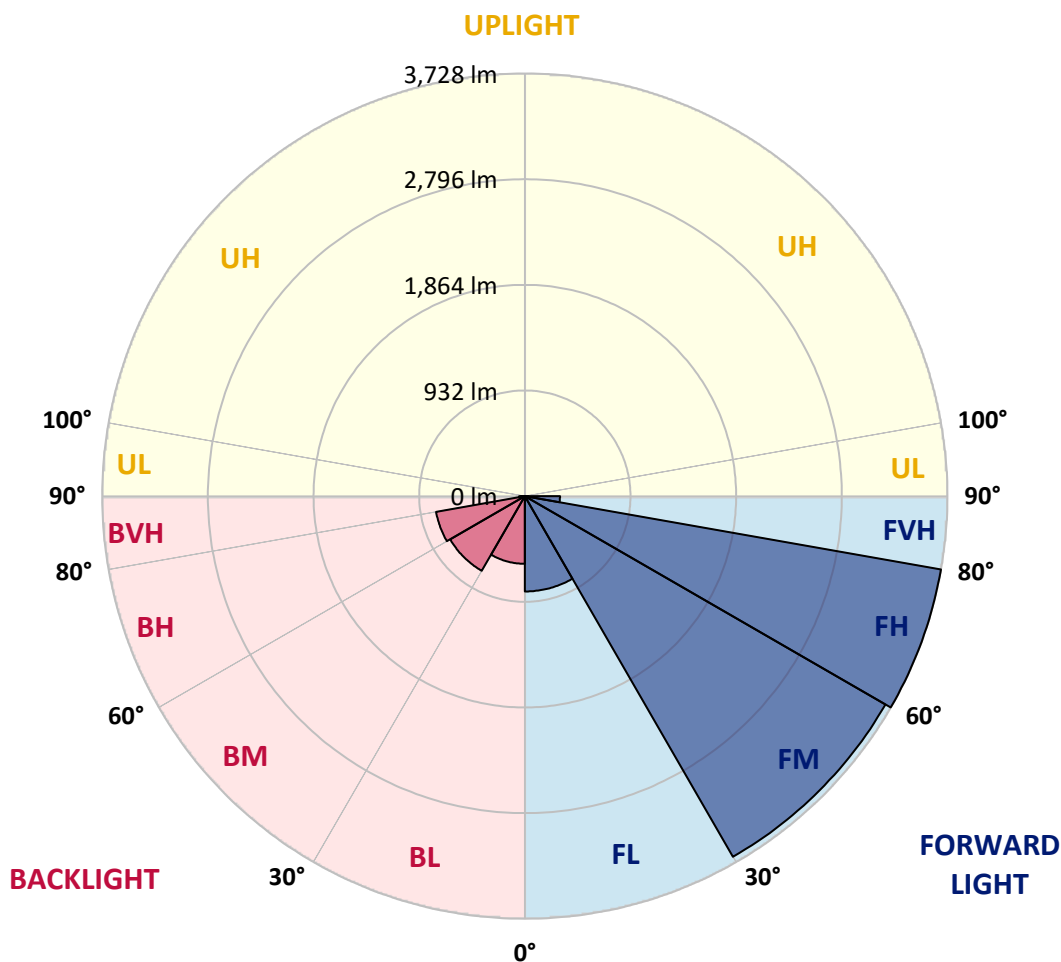
CATALOG NUMBER: CCP-SA-2E-830-U-SL2

LUMINAIRE CLASSIFICATION SYSTEM LUMEN TABLE AND BUG RATING:

Zone	Lumens	% Fixture	Zone Rating/Lumen Limit		
			B	U	G
FL (0°-30°)	840.8	7.8			
FM (30°-60°)	3673.2	34.2			
FH (60°-80°)	3727.6	34.7			G2/5000
FVH (80°-90°)	310.1	2.9			G3/500
BL (0°-30°)	596.5	5.5	B2/1000		
BM (30°-60°)	760.3	7.1	B1/1000		
BH (60°-80°)	794.5	7.4	B2/1000		G2/1000
BVH (80°-90°)	49.7	0.5			G1/100
UL (90°-100°)	0.0	0.0		U0/0	
UH (100°-180°)	0.0	0.0		U0/0	

BUG Rating: B2-U0-G3

Type III Medium





REPORT NUMBER: P671300

CATALOG NUMBER: CCP-SA-2E-830-U-SL2

CANDELA DISTRIBUTION (FULL):

	0°	5°	15°	25°	35°	45°	55°	65°	66°	75°	85°
0°	2375.6	2375.6	2375.6	2375.6	2375.6	2375.6	2375.6	2375.6	2375.6	2375.6	2375.6
2.5°	2259.6	2271.6	2275.6	2283.6	2303.6	2319.6	2343.6	2355.6	2343.6	2359.6	2359.6
5°	2103.6	2087.6	2127.6	2143.6	2167.6	2199.6	2255.6	2299.6	2287.6	2335.6	2375.6
7.5°	1971.7	1971.7	1983.6	2019.6	2047.6	2095.6	2155.6	2223.6	2243.6	2307.6	2367.6
10°	1851.7	1867.7	1867.7	1923.7	1939.7	1995.6	2095.6	2179.6	2183.6	2291.6	2375.6
12.5°	1787.7	1779.7	1819.7	1835.7	1883.7	1939.7	2019.6	2123.6	2127.6	2243.6	2359.6
15°	1735.7	1743.7	1763.7	1803.7	1847.7	1891.7	1967.7	2063.6	2083.6	2219.6	2351.6
17.5°	1739.7	1743.7	1743.7	1771.7	1807.7	1859.7	1931.7	2043.6	2055.6	2187.6	2339.6
20°	1763.7	1747.7	1759.7	1771.7	1795.7	1843.7	1903.7	1999.6	2011.6	2183.6	2367.6
22.5°	1815.7	1803.7	1799.7	1795.7	1791.7	1819.7	1895.7	1975.7	1987.6	2163.6	2379.6
25°	1899.7	1895.7	1867.7	1839.7	1819.7	1819.7	1879.7	1995.6	1991.6	2163.6	2387.6
27.5°	1999.6	1999.6	1995.6	1943.7	1883.7	1851.7	1891.7	1987.6	1983.6	2163.6	2407.6
30°	2135.6	2135.6	2123.6	2075.6	1967.7	1875.7	1899.7	1979.7	1991.6	2147.6	2391.6
32.5°	2283.6	2279.6	2291.6	2247.6	2135.6	1987.6	1947.7	1995.6	2007.6	2163.6	2395.6
35°	2391.6	2415.6	2455.6	2415.6	2303.6	2103.6	2015.6	2027.6	2035.6	2167.6	2411.6
37.5°	2515.6	2543.6	2599.5	2631.5	2511.6	2279.6	2123.6	2079.6	2079.6	2219.6	2415.6
40°	2695.5	2667.5	2763.5	2819.5	2771.5	2495.6	2291.6	2175.6	2179.6	2287.6	2467.6
42.5°	2827.5	2855.5	2955.5	3055.5	2995.5	2759.5	2475.6	2331.6	2331.6	2387.6	2547.5
45°	2975.5	3007.5	3147.4	3267.4	3311.4	3075.5	2727.5	2555.5	2547.5	2583.5	2691.5
47.5°	3139.4	3183.4	3343.4	3483.4	3599.4	3403.4	3051.5	2827.5	2823.5	2851.5	2931.5
50°	3327.4	3343.4	3475.4	3731.3	3963.3	3839.3	3447.4	3211.4	3191.4	3203.4	3311.4
52.5°	3383.4	3371.4	3523.4	3799.3	4223.3	4371.2	3987.3	3647.4	3639.4	3611.4	3751.3
55°	3179.4	3219.4	3367.4	3719.3	4435.2	4999.1	4579.2	4243.3	4171.3	4095.3	4263.2
57.5°	2771.5	2775.5	2943.5	3359.4	4271.2	5519.0	5583.0	4827.1	4831.1	4627.2	4819.1
60°	2155.6	2143.6	2275.6	2651.5	3803.3	5679.0	6678.8	5759.0	5719.0	5159.1	5335.1
62.5°	1555.7	1531.7	1559.7	1779.7	2843.5	5435.0	7754.6	6802.8	6634.8	5703.0	5839.0
65°	1279.8	1291.8	1303.8	1315.8	1595.7	4483.2	8086.6	8506.5	8282.5	6338.9	6394.9
67.5°	1059.8	1067.8	1119.8	1191.8	1183.8	2647.5	7702.6	10082.2	9998.2	7126.7	6874.8
70°	899.8	895.8	955.8	1087.8	1107.8	1375.8	6098.9	10406.2	10586.1	7974.6	7418.7
72.5°	719.9	727.9	779.9	955.8	1087.8	1159.8	3511.4	9710.3	9706.3	8626.5	7126.7
75°	515.9	515.9	587.9	791.9	1051.8	1147.8	1943.7	7882.6	8030.6	8106.6	6182.9
77.5°	339.9	355.9	411.9	591.9	987.8	1123.8	1231.8	5731.0	5915.0	6062.9	4731.2
80°	232.0	240.0	276.0	411.9	835.9	1131.8	1007.8	3855.3	3927.3	3347.4	1919.7
82.5°	140.0	144.0	184.0	287.9	599.9	1075.8	947.8	2127.6	2083.6	1011.8	551.9
85°	76.0	80.0	116.0	192.0	395.9	939.8	931.8	1043.8	971.8	371.9	232.0
87.5°	28.0	28.0	52.0	96.0	228.0	643.9	811.9	619.9	579.9	188.0	108.0
90°	0.0	0.0	0.0	0.0	0.0	0.0	0.0	0.0	0.0	0.0	0.0



REPORT NUMBER: P671300
 CATALOG NUMBER: CCP-SA-2E-830-U-SL2

CANDELA DISTRIBUTION (continued):

	90°	95°	105°	115°	125°	135°	145°	155°	165°	175°	180°
0°	2375.6	2375.6	2375.6	2375.6	2375.6	2375.6	2375.6	2375.6	2375.6	2375.6	2375.6
2.5°	2379.6	2379.6	2379.6	2379.6	2375.6	2359.6	2371.6	2367.6	2343.6	2347.6	2331.6
5°	2371.6	2391.6	2379.6	2363.6	2343.6	2295.6	2279.6	2267.6	2235.6	2223.6	2235.6
7.5°	2391.6	2375.6	2367.6	2339.6	2259.6	2215.6	2159.6	2091.6	2043.6	2031.6	2043.6
10°	2387.6	2387.6	2351.6	2271.6	2195.6	2067.6	1995.6	1875.7	1807.7	1787.7	1791.7
12.5°	2371.6	2383.6	2327.6	2199.6	2055.6	1899.7	1767.7	1639.7	1519.7	1471.7	1463.7
15°	2387.6	2375.6	2275.6	2111.6	1911.7	1695.7	1503.7	1315.8	1203.8	1131.8	1115.8
17.5°	2363.6	2351.6	2207.6	1991.6	1723.7	1447.7	1207.8	1003.8	891.8	863.8	863.8
20°	2391.6	2315.6	2127.6	1847.7	1527.7	1175.8	903.8	751.9	723.9	723.9	731.9
22.5°	2387.6	2307.6	2059.6	1707.7	1291.8	887.8	671.9	627.9	631.9	663.9	659.9
25°	2363.6	2291.6	1963.7	1551.7	1043.8	667.9	555.9	543.9	571.9	607.9	603.9
27.5°	2359.6	2247.6	1875.7	1367.8	795.9	527.9	483.9	483.9	511.9	543.9	539.9
30°	2335.6	2211.6	1767.7	1159.8	599.9	459.9	443.9	443.9	455.9	471.9	471.9
32.5°	2331.6	2163.6	1647.7	943.8	479.9	415.9	407.9	411.9	411.9	419.9	415.9
35°	2299.6	2099.6	1523.7	731.9	415.9	391.9	383.9	379.9	379.9	375.9	375.9
37.5°	2287.6	2059.6	1395.8	567.9	387.9	371.9	363.9	351.9	347.9	347.9	343.9
40°	2299.6	2019.6	1271.8	459.9	363.9	355.9	343.9	327.9	323.9	323.9	323.9
42.5°	2343.6	2015.6	1143.8	399.9	351.9	339.9	323.9	307.9	303.9	307.9	303.9
45°	2443.6	2047.6	1019.8	371.9	335.9	323.9	303.9	291.9	287.9	291.9	291.9
47.5°	2607.5	2135.6	907.8	355.9	323.9	307.9	287.9	276.0	276.0	276.0	276.0
50°	2879.5	2303.6	799.9	343.9	315.9	295.9	276.0	260.0	256.0	256.0	260.0
52.5°	3287.4	2591.5	711.9	335.9	303.9	280.0	260.0	248.0	240.0	236.0	240.0
55°	3779.3	3011.5	683.9	327.9	287.9	268.0	248.0	232.0	224.0	224.0	220.0
57.5°	4307.2	3475.4	731.9	319.9	276.0	252.0	232.0	216.0	208.0	204.0	204.0
60°	4879.1	4023.3	907.8	315.9	264.0	236.0	216.0	204.0	192.0	188.0	188.0
62.5°	5399.0	4519.2	1223.8	311.9	256.0	220.0	200.0	184.0	176.0	172.0	172.0
65°	5990.9	5071.1	1531.7	327.9	252.0	208.0	184.0	168.0	160.0	156.0	156.0
67.5°	6506.9	5551.0	1711.7	367.9	264.0	192.0	164.0	152.0	148.0	144.0	144.0
70°	6882.8	5699.0	1147.8	403.9	283.9	180.0	148.0	140.0	132.0	132.0	132.0
72.5°	6378.9	5087.1	679.9	379.9	268.0	168.0	132.0	124.0	120.0	120.0	116.0
75°	5455.0	4331.2	523.9	307.9	216.0	144.0	116.0	108.0	104.0	104.0	100.0
77.5°	4027.3	3103.5	387.9	244.0	168.0	116.0	100.0	96.0	92.0	88.0	88.0
80°	1575.7	1359.8	264.0	180.0	124.0	92.0	84.0	80.0	76.0	72.0	72.0
82.5°	487.9	411.9	152.0	120.0	88.0	72.0	68.0	64.0	60.0	56.0	56.0
85°	212.0	204.0	100.0	76.0	60.0	48.0	48.0	44.0	40.0	36.0	36.0
87.5°	104.0	100.0	56.0	36.0	32.0	24.0	24.0	20.0	16.0	16.0	16.0
90°	0.0	0.0	0.0	0.0	0.0	0.0	0.0	0.0	0.0	0.0	0.0

(END OF REPORT)